

SERIE LUX



ASESORAMIENTO
PERSONALIZADO

INGENIERÍA
Y PROYECTOS

SOLUCIONES
LLAVE EN MANO

EQUIPAMIENTO
INTEGRAL

ATENCIÓN
AL CLIENTE



Empresa Homologada por la
Dirección General del Patrimonio del Estado


mobiliar@mobiliar.es
www.mobiliar.es
902 365 064

TAQUILLAS LUX

LUX LOCKERS /

VESTIAIRES LUX /

ARMÁRIOS DE VESTIÁRIO LUX /



SERIE LV

SERIE LV	↑	↔	kg	M ³	↔	kg	M ³	↗
LV-25	1800	280	19,2	0,096	250	13,2	0,077	510
LV-30	1800	330	21,5	0,096	300	15,5	0,077	510
LV-40	1800	430	26,5	0,096	400	20,5	0,077	510




LV-25/1
COD. 72501



kg M³ 19,2 • 0,26

LV-25/2
COD. 72505



32,4 • 0,49

LV-25/3
COD. 72503



45,5 • 0,72

LV-25/4
COD. 72504



58,7 • 0,95

LV-30/1
COD. 73001



21,5 • 0,30

LV-30/2
COD. 73002



37,0 • 0,58

LV-30/3
COD. 73003




52,5 • 0,85

LV-30/4
COD. 73004



68,0 • 1,13

LV-40/1
COD. 74001



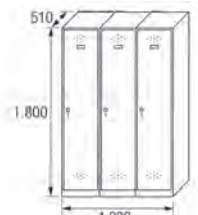
26,5 • 0,39

LV-40/2
COD. 74002



47,0 • 0,76


LV-40/3
COD. 74003



67,5 • 1,13

SERIE LT

SERIE LT	↑↓	↔	kg	M ³	↔	kg	M ³	↗↘
LT-25	1800	280	19,9	0,096	250	13,9	0,077	510
LT-30	1800	330	21,1	0,096	300	15,1	0,077	510
LT-40	1800	430	25,0	0,096	400	19,0	0,077	510



LT-25/1
COD. 72511

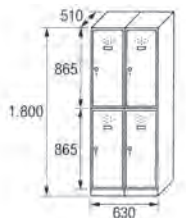
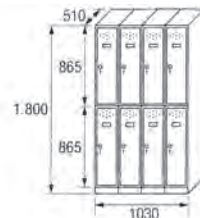
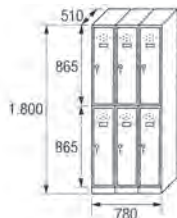

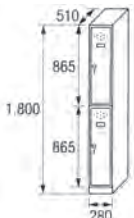
LT-25/2
COD. 72512

LT-25/3
COD. 72513

LT-25/4
COD. 72514

LT-30/1
COD. 73011

LT-30/2
COD. 73012



kg M³ 19,9 • 0,26

33,8 • 0,49

47,7 • 0,72

61,6 • 0,95

21,1 • 0,30

36,2 • 0,58

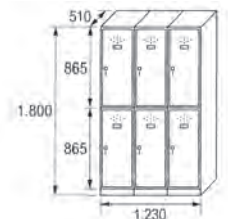
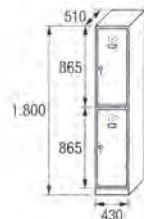
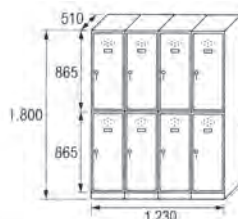
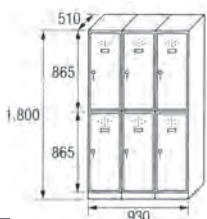
LT-30/3
COD. 73013

LT-30/4
COD. 73014

LT-40/1
COD. 74011

LT-40/2
COD. 74012

LT-40/3
COD. 74013



kg M³ 51,3 • 0,85

66,4 • 1,13

25,0 • 0,39

44,0 • 0,76

63,0 • 1,13

SERIE LM

SERIE LM	↑	↔	kg	M ³	↔	kg	M ³	↗
LM-25	1800	280	20,9	0,096	250	14,9	0,077	510
LM-30	1800	330	22,2	0,096	300	16,2	0,077	510
LM-40	1800	430	25,2	0,096	400	19,2	0,077	510



LM-25/1
COD. 72531

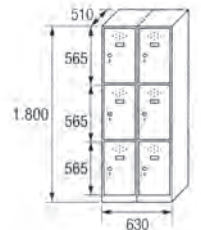
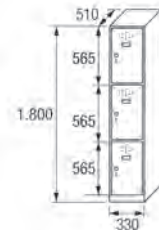
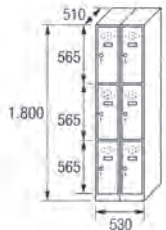
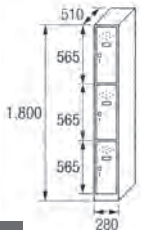
LM-25/2
COD. 72532

LM-25/3
COD. 72533

LM-25/4
COD. 72534

LM-30/1
COD. 73031

LM-30/2
COD. 73032



kg • M³ 20,9 • 0,26

35,8 • 0,49

50,6 • 0,72

65,5 • 0,95

22,2 • 0,30

38,4 • 0,58

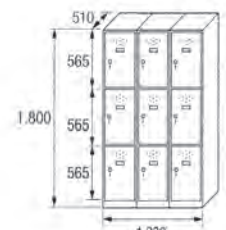

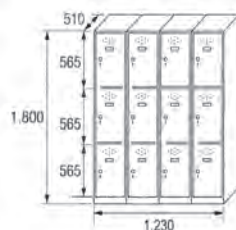
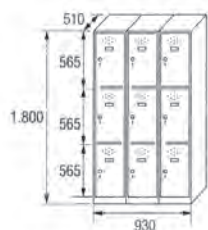
LM-30/3
COD. 73033

LM-30/4
COD. 73034

LM-40/1
COD. 74031

LM-40/2
COD. 74032

LM-40/3
COD. 74033



kg • M³ 54,6 • 0,85

70,8 • 1,13

25,2 • 0,39

44,4 • 0,76

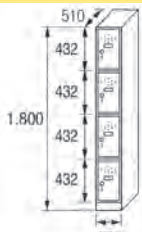
63,6 • 1,13

SERIE LC

SERIE LC	↑	↔	kg	M ³	↔	kg	M ³	↗
LC-25	1800	280	21,8	0,096	250	15,8	0,077	510
LC-30	1800	330	23,3	0,096	300	17,3	0,077	510
LC-40	1800	430	26,7	0,096	400	20,7	0,077	510

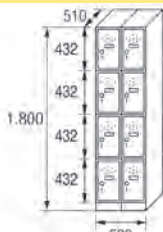


LC-25/1
COD. 72521



kg • M³ 21,8 • 0,26

LC-25/2
COD. 72522



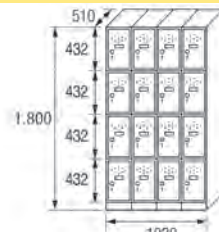
37,6 • 0,49

LC-25/3
COD. 72523



53,4 • 0,72

LC-25/4
COD. 72524



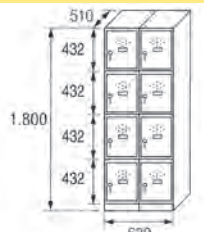
69,2 • 0,95

LC-30/1
COD. 73021



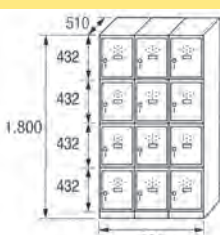
23,3 • 0,30

LC-30/2
COD. 73022



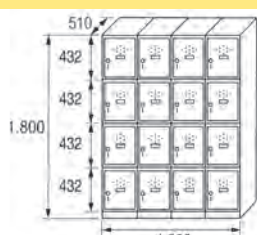
40,7 • 0,58

LC-30/3
COD. 73023



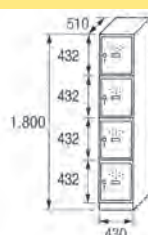
kg • M³ 58,0 • 0,85

LC-30/4
COD. 73024



75,4 • 1,13

LC-40/1
COD. 74021



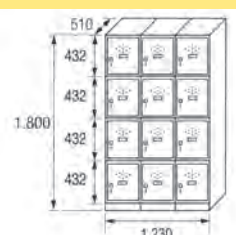
26,7 • 0,39

LC-40/2
COD. 74022



47,4 • 0,76


LC-40/3
COD. 74023



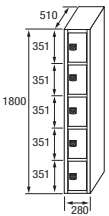
68,1 • 1,13

SERIE LP

SERIE LP	↑↓	↔	kg	M ³	↔	kg	M ³	↗↘
LP-25	1800	280	22,7	0,096	250	16,7	0,077	510
LP-30	1800	330	24,4	0,096	300	18,5	0,077	510
LP-40	1800	430	28,1	0,096	400	23,1	0,077	510

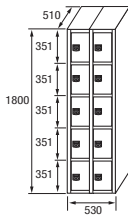


LP-25/1
COD. 72551



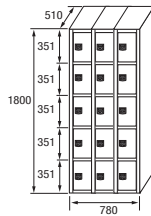
22,7 • 0,26

LP-25/2
COD. 72552



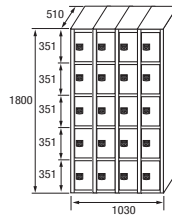
39,4 • 0,49

LP-25/3
COD. 72553



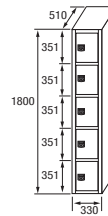
56,1 • 0,72

LP-25/4
COD. 72554



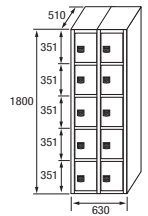
72,8 • 0,95

LP-30/1
COD. 73051



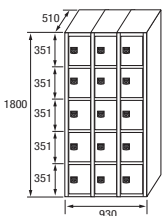
24,4 • 0,30

LP-30/2
COD. 73052



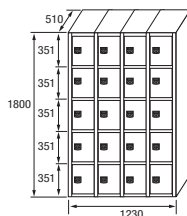
42,9 • 0,58

LP-30/3
COD. 73053



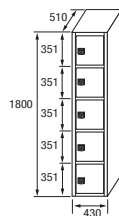
61,3 • 0,85

LP-30/4
COD. 73054



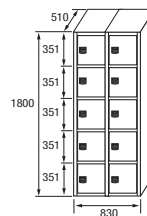
79,8 • 1,13

LP-40/1
COD. 74051



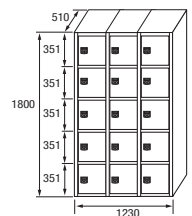
28,1 • 0,39

LP-40/2
COD. 74052



50,2 • 0,76

LP-40/3
COD. 74053



72,3 • 1,13



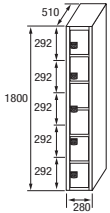
SERIE LB



SERIE LB	↑	↔	kg	M ³	↔	kg	M ³	↗
LB-25	1800	280	23,6	0,096	250	17,6	0,077	510
LB-30	1800	330	25,5	0,096	300	19,6	0,077	510
LB-40	1800	430	29,1	0,096	400	22,1	0,077	510

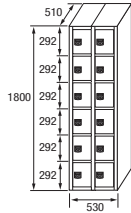


LB-25/1
COD. 72561



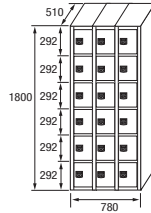
kg • M³ 23,6 • 0,26

LB-25/2
COD. 72562



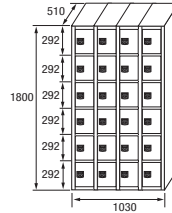
41,2 • 0,49

LB-25/3
COD. 72563



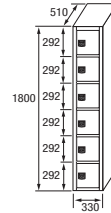
58,8 • 0,72

LB-25/4
COD. 72564



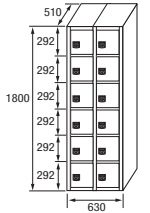
76,4 • 0,95

LB-30/1
COD. 73061



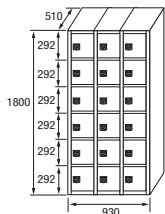
25,5 • 0,30

LB-30/2
COD. 73062



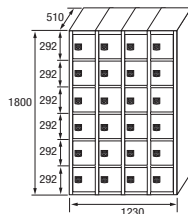
45,1 • 0,58

LB-30/3
COD. 73063



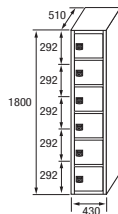
kg • M³ 64,6 • 0,85

LB-30/4
COD. 73064



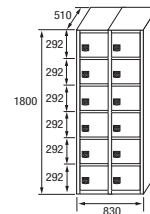
84,2 • 1,13

LB-40/1
COD. 74061



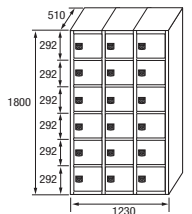
29,1 • 0,39

LB-40/2
COD. 74062



51,2 • 0,76


LB-40/3
COD. 74063



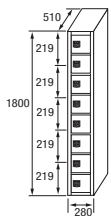
73,3 • 1,13

SERIE LZ

SERIE LZ	↑↓	↔	kg	M ³	↔	kg	M ³	↗↘
LZ-25	1800	280	25,4	0,096	250	19,4	0,077	510
LZ-30	1800	330	27,7	0,096	300	21,8	0,077	510
LZ-40	1800	430	31,9	0,096	400	24,9	0,077	510

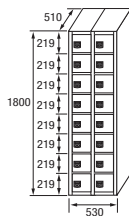


LZ-25/1
COD. 72581



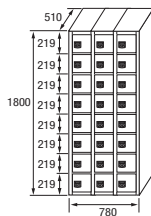
kg M³ 25,4 • 0,26

LZ-25/2
COD. 72582



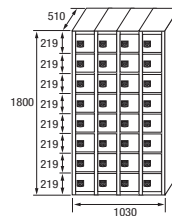
44,8 • 0,49

LZ-25/3
COD. 72583



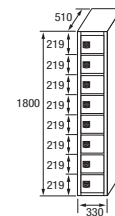
64,2 • 0,72

LZ-25/4
COD. 72584



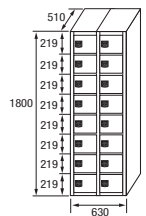
83,6 • 0,95

LZ-30/1
COD. 73081



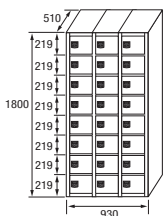
27,7 • 0,30

LZ-30/2
COD. 73082



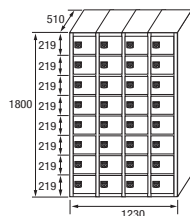
49,5 • 0,58

LZ-30/3
COD. 73083



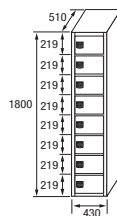
kg M³ 71,2 • 0,85

LZ-30/4
COD. 73084



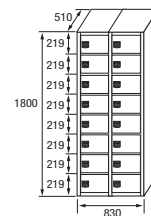
93,0 • 1,13

LZ-40/1
COD. 74081



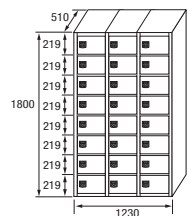
31,9 • 0,39

LZ-40/2
COD. 74082



56,8 • 0,76

LZ-40/3
COD. 74083



81,7 • 1,13

Unidades en milímetros / Units in milimeters / Unités en milimètres / Unidades em milímetros

TAQUILLAS LUX LUX LOCKERS /
VESTIAIRES LUX / ARMÁRIOS DE VESTIÁRIO LUX



CARACTERÍSTICAS / CHARACTERISTICS / CARACTERISTIQUES / CARACTERISTICAS



Sistema inicial y de extensiones.
Initial + adds system.
Système de case départ plus cases suivantes.
Sistema de cacifo inicial e sucesivos.




Con tornillos.
With screws.
Avec vis.
Com parafusos.



Microtexturado.
Microtextured.
Microtexturé.
Microtexturado.



Fácil montaje.
Easy assembly.
Montage facile.
Facil montagem.



Cerradura de llave.
Standard key lock.
Serrure standard à clé.
Fechadura standard de chave.



Cuerpo gris y puertas azul.
Grey body and blue doors.
Corp gris et portes bleu.
Corpo cinza e portas azuis.




No es recomendable para espacios húmedos.
Not recommended for wet spaces.
Pas recommandé pour les environnements humides.
Nao é recomendável para lugares com humidade.



Metal.
Metal.
Metal.
Metal.



Gran resistencia.
Great resistance.
Très résistant.
Muito resistente.



Trasera y bandejas galvanizada, no pintadas.
Back panel and shelves are galvanized, not painted.
Partie arrière et tablettes en acier galvanisé, non peint
Parte de atrás e prateleiras construídas em aço galvanizado, não pintado.

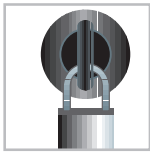


Pintado en Epoxi.
Painted in Epoxy.
Peinture en epoxi.
Pintura em epoxi.

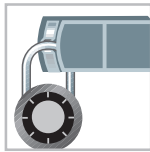


Etiquetero y rosetas de ventilación.
Card holder and vent system.
Porte-étiquette et volets d'aération.
Placa de numeração e ventilação.

OPCIONES / OPTIONS / OPTIONS / OPÇÕES



Pomo en poliamida
(candado opcional)
Padlockable Polyamide Lock
(optional padlock)
Poignée cadénassable en
polyamide (cadenas en option)
Fechadura de cadeado em
poliamida



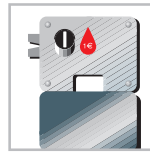
Pomo metálico (candado
combinación opcional)
Padlockable Metallic Lock
(optional combination padlock)
Poignée métallique (cadenas à
combinación en option)
Fechadura de cadeado em
metal




Cerradura de combinación y
llave de emergencia
Lock of 4 manual digits with
emergency key
Serrure à combinaison et clef
de émergence
Fechadura de combinação e
chave de emergência




Monedero (moneda retornable).
Coin-operated Lock (coin-return).
Monnayeur (monnaie réversible).
Moedeiro (moeda retornável).




Monedero + cajetín depósito.
Coin-operated Lock + Coin
Collect Box (cash box, non
coin-return).
Monnayeur + tirelire (monnaie
non réversible).
Moedeiro + caixinha para as
moedas.




Ranura buzón. Puertas sin
ventilación
Mailbox Slot. Doors without
vent system
Rainure pour boîte à lettres.
Portes sans volet d'aération
Obertura para cartas. Portas
sem ventilação



Patas regulables en PVC
Adjustable PVC Legs
Pieds réglables en PVC
Pés reguláveis em altura
em PVC



Patas en acero galvanizado
Galvanized steel legs
Pés en aço galvanizado
Pés em aço galvanizado



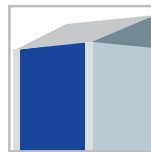
Zócalo inoxidable
Stainless Steel Front Base
and End Base
Socle inoxydable
Soco inox



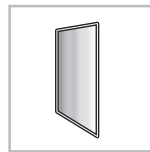
Altillo taquilla
Upper small joined locker
Casier en réhausse
Pequeño cacifo para pôr
encima do armário de
vestiário



Lateral embellecedor
Decorative end panel
Enjoliveur latéral
Lateral de finição



Sobretecho inclinado
Slope Top
Toit incliné
Sobreteto com pequena
inclinação



Espejo
Mirror
Miroir
Espelho



Pulsera de nylon
Bracelet of nylon
Bracelet en nylon
Pulseira de náilon



Pulsera elástica
Elastic Bracelet
Bracelet élastique
Pulseira elástica

COLORES OPCIONALES / OPTIONAL COLOURS / COULEURS EN OPTION / CORES OPCIONAIS



RAL 9010



RAL 6029



RAL 1021



RAL 1017



RAL 3000



RAL 3005



RAL 6034



RAL 5015



RAL 5023



RAL 2004



RAL 7016



RAL 7036



RAL 9006



RAL 9005



Empresa Homologada por la
Dirección General del Patrimonio del Estado

mobiliar@mobiliar.es
www.mobiliar.es
902 365 064



CENTRAL

C/ La Fragua, 5 • Edificio Mobiliar • Pl. "Los Rosales"
Tel.: 916 656 230 • Fax: 916 641 506
28933 Móstoles (Madrid)

DELEGACIÓN

C/ Pere el Ceremonios, 3 • Nave 2 • Pl. "Masía de Espí"
Tel.: 961 534 064 • Fax: 961 537 790
46930 Quart de Poblet (Valencia)

FÁBRICA

Avda. de las Retamas, s/n • Pl. "Monte Boyal"
Tel.: 918 171 744 • Fax: 918 170 952
45950 Casarrubios del Monte (Toledo)